



Dynamic Engineers Inc.

2550 Gray Falls Dr., Suite#128, Houston, TX, 77077 USA
TEL: 1-281-870-8822 EMAIL: Sales@DynamicEng.com

VCXO2520BM-LJ_LVPECL-122.88MHz-332

2.5x2.0mm 122.88MHz LVPECL VCXO

Features and Benefits

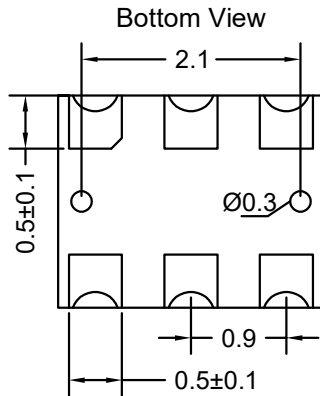
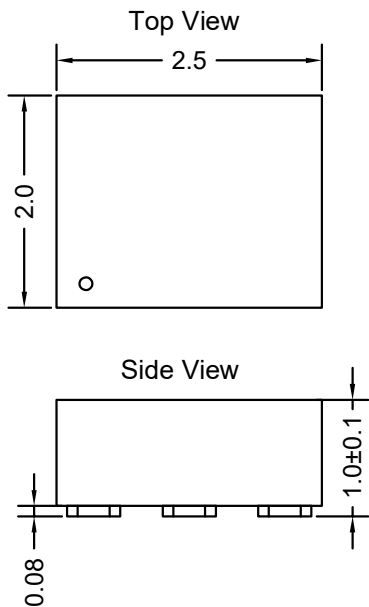
- Frequency range: 122.88MHz
- Output: LVPECL
- Supply voltage: 3.3V
- Current: 110mA Max.
- Frequency stability vs. temperature: ± 50 PPM
- Operating temperature: -40°C to $+85^{\circ}\text{C}$
- Size: 2.5x2x1mm
- Package type: SMD

Typical Applications

- Defense Systems
- Mobile Radar Station
- Gigabit Ethernet, SONET/SDH
- Server & Storage, Data Center
- SD/HD Video, FPGA Clock Generation

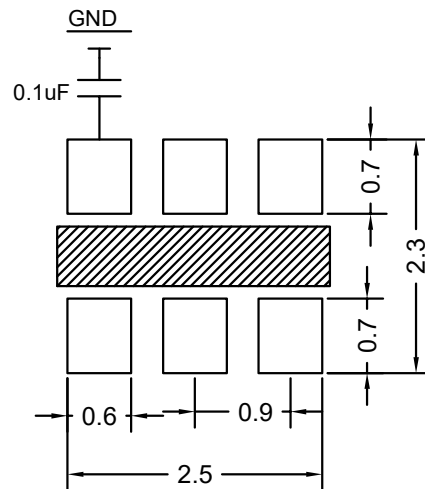
Mechanical Drawing & Pin Connections

Drawing No: MD240070-1



PIN	Function
#1	Control Voltage
#2	OE
#3	GND
#4	OUTPUT
#5	OUTPUT_N
#6	Supply Voltage

Unit in mm
1mm = 0.0394 inches



Please keep the middle area blank.
Do not layout any lines in this space.
To ensure optimal oscillator performance, place a by-pass capacitor of 0.1µF as close to the part as possible between Vcc and GND pads



VCXO2520BM-LJ

Oscillator Specification	Sym	Condition	Value			Unit	Note
			Min.	Typ.	Max.		
Operational Frequency	f ₀			122.88		MHz	
RF Output							
Output Waveform			LVPECL				
Output Level		Output high	V _{cc} -1.165		V _{cc} -0.8	V	
		Output low	V _{cc} -2.0		V _{cc} -1.55	V	
Duty Cycle			45		55	%	
Rise & Fall Time					0.35	ns	
Startup Time					8	ms	
Tri-State (Input to Pin2)		Enable	0.7 V _{cc}			V	
		Disable			0.3 V _{cc}	V	
Power Supply							
Voltage	V _{cc}	±10%		3.3		V	
Supply Current					110	mA	
Control Voltage							
Control Voltage	V _c		0.3	1.65	3	V	
Pulling Range			±50		±250	ppm	
Linearity					±10	%	
Frequency Stability							
Versus Temperature					±50	ppm	
RMS Phase Jitter		Integrated 12KHz-20MHz			300	fs	
Environmental Conditions							
Operating temperature range		-40°C to +85°C					