



Features and Benefits

Frequency range: 15-2100MHz
Output: LVDS
Supply voltage: 1.8V
Current: 70mA Max.
Frequency stability vs. temperature: ± 50 PPM
Operating temperature: -10°C to +60°C
Size: 2.5x2x1mm
Package type: SMD

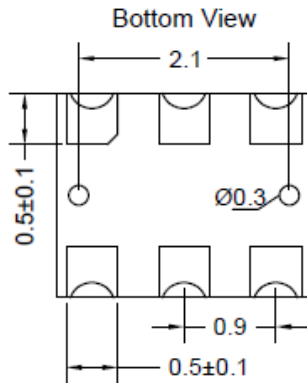
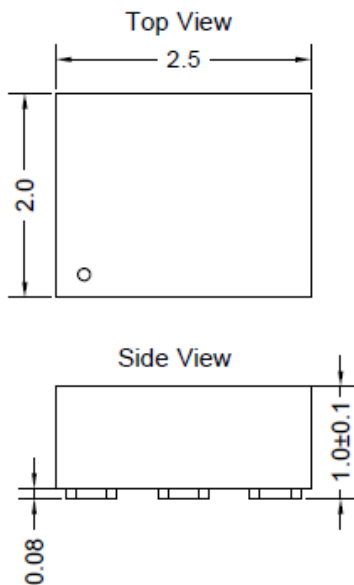


Typical Applications

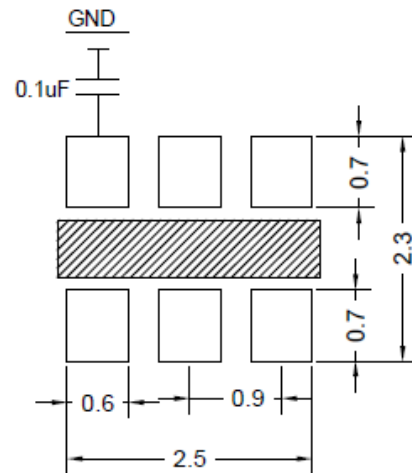
Defense Systems
Mobile Radar Station
Gigabit Ethernet, SONET/SDH
Server & Storage, Data Center
SD/HD Video, FPGA Clock Generation

Mechanical Drawing & Pin Connections

Drawing No: MD240070-1



| PIN | Function |
|-----|-----------------|
| #1 | Control Voltage |
| #2 | OE |
| #3 | GND |
| #4 | OUTPUT |
| #5 | OUTPUT_N |
| #6 | Supply Voltage |



Please keep the middle area blank.
Do not layout any lines in this space.
To ensure optimal oscillator performance, place a by-pass capacitor of 0.1µF as close to the part as possible between Vcc and GND pads

Unit in mm
1mm = 0.0394 inches



Specifications

| Oscillator Specification | Sym | Condition | Value | | | Unit | Note | |
|--|-----------------|------------------------|---------------------|------|---------------------|--------|------|--|
| | | | Min. | Typ. | Max. | | | |
| Operational Frequency | f ₀ | | 15 | | 2100 | MHz | | |
| RF Output | | | | | | | | |
| Output Waveform | | | LVDS | | | | | |
| Output Level | | Output high | | | 1.6 | V | | |
| | | Output low | 0.9 | | | V | | |
| Duty Cycle | | | 45 | | 55 | % | | |
| Rise & Fall Time | | | | | 0.35 | ns | | |
| Startup Time | | | | | 8 | ms | | |
| Tri-State (Input to Pin2) | | Enable | 0.7 V _{cc} | | | V | | |
| | | Disable | | | 0.3 V _{cc} | V | | |
| Power Supply | | | | | | | | |
| Voltage | V _{cc} | ±10% | | 1.8 | | V | | |
| Supply Current | | V _{cc} = 1.8V | | | 70 | mA | | |
| Stand by Current | | V _{cc} = 1.8V | | | 70 | mA | | |
| Control Voltage | | | | | | | | |
| Control Voltage | V _c | V _{cc} = 1.8V | 0.18 | 0.9 | 1.62 | V | | |
| Pulling Range | | | ±50 | | ±250 | ppm | | |
| Linearity | | | | | ±10 | % | | |
| Modulation Bandwidth | | | 5 | | 20 | KHz | | |
| V _c Input Impedance | | | 5 | | | Mohm | | |
| Frequency Stability | | | | | | | | |
| Versus Temperature | | | | | ±50 | ppm | | |
| Phase Noise At V _{cc} =3.3V, 873.515MHz Frequency | | 1KHz | | -106 | | dBc/Hz | | |
| | | 10KHz | | -115 | | | | |
| | | 100KHz | | -123 | | | | |
| | | 1MHz | | -133 | | | | |
| RMS Phase Jitter | | Integrated 12KHz-20MHz | 150 | | 300 | fs | | |
| Period Jitter | | | | | 50 | ps | | |
| Environmental Conditions | | | | | | | | |
| Operating temperature range | | | -10°C to +60°C | | | | | |