



Dynamic Engineers Inc.

2550 Gray Falls Dr., Suite#128, Houston, TX, 77077 USA
TEL: 1-281-870-8822 EMAIL: Sales@DynamicEng.com

201 2F€€MHz SMD PLL Synthesizer

Features and Benefits

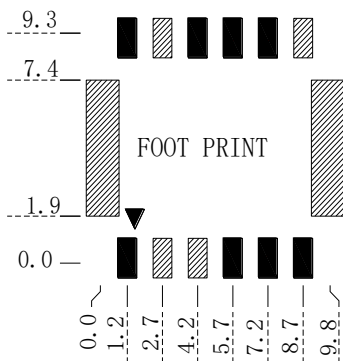
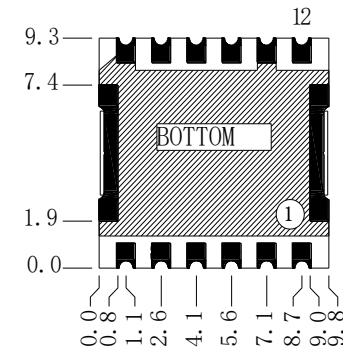
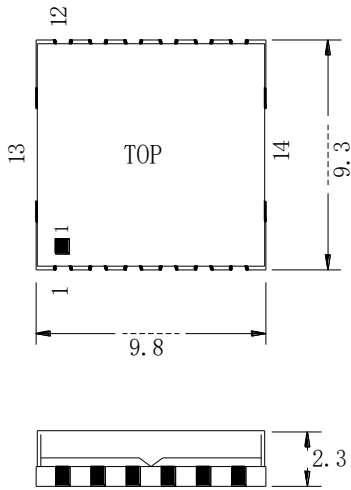
- Frequency Range:2080-2100MHz
- Supply Voltage:5.0V
- Current: 35mA Max.
- 3 wire serial integer PLL
- Output power: +5.0dBm Max.
- Phase noise: -101dBc/Hz@10KHz
- Operating temperature: -40°C--+85°C
- Size:9.8x9.3x2.3mm

Typical Applications

- Base station
- Cable TV
- Satellite Communications
- UHF radio link

Mechanical Drawing & Pin Connections

Drawing No: MD240060-1



Pin Connections:

Pin	Function
1	Lock Detect
2&3	N.C.
4	Vcc(VCO)
5	Vcp(PLL)
6	RF Out
7	GND
8	LE
9	DATA
10	CLK
11	GND
12	Ref. In
13&14	GND

Unit in mm
1mm = 0.0394 inches



Dynamic Engineers Inc.

2550 Gray Falls Dr., Suite#128, Houston, TX, 77077 USA
TEL: 1-281-870-8822 EMAIL: Sales@DynamicEng.com

D@@ , - ' 6 E!GG!&\$, \$A <n!&%\$\$A <n!5
20i €-2F€€MHz SMD PLL Synthesizer

Specifications

Parameter	Units	Min.	Typical	Max.
Operating Frequency Range	MHz	2080		2100
Output Power	dBm	+1.0	+3.0	+5.0
Step Size	KHz		25	
Settling Time	msec		10	30
Output Impedance	Ω		50	
Phase Noise @1kHz offset	dBc / Hz		-75	-70
Phase Noise @10kHz offset	dBc / Hz		-101	-96
Phase Noise @100kHz offset	dBc / Hz		-122	-117
Phase Noise @1MHz offset	dBc / Hz		-140	-135
2nd Harmonic Suppression	dBc		-31	-20
Sideband Spurious Suppression	dBc			-70
Reference (input frequency)	MHz	5		40
Reference (input level)	dBm	-5		+5
VCO Power Supply (Vcc) Voltage	Vdc		5	
VCO Power Supply (Vcc) Current	mA		26	35
PLL Power Supply (Vcp) Voltage	Vdc		5	
PLL Power Supply (Vcp) Current	mA		5	10
Operating Temperature Range	°C	-40		+85