



Features and Benefits

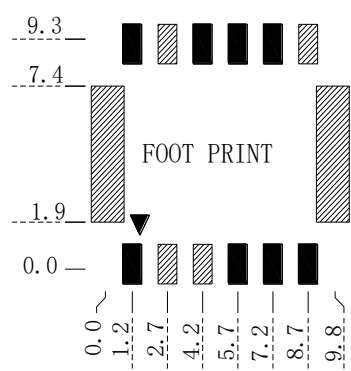
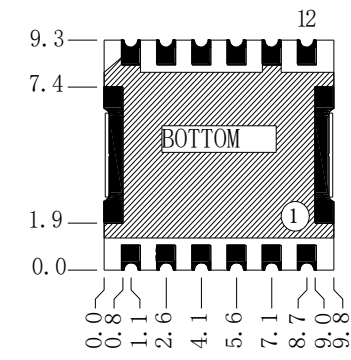
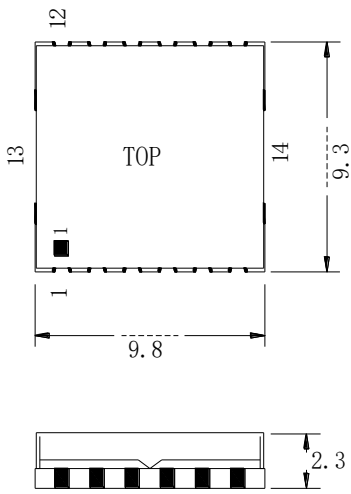
Frequency Range:1700-1710MHz
Supply Voltage:5.0V
Current: 35mA Max.
3 wire serial integer PLL
Output power: +10.0dBm Max.
Phase noise: -101dBc/Hz@10KHz
Operating temperature: -40°C--+85°C
Size:9.8x9.3x2.3mm

Typical Applications

Base station
Cable TV
Satellite Communications
UHF radio link

Mechanical Drawing & Pin Connections

Drawing No: MD240060-1



Pin Connections:

Pin	Function
1	Lock Detect
2&3	N.C.
4	Vcc(VCO)
5	Vcp(PLL)
6	RF Out
7	GND
8	LE
9	DATA
10	CLK
11	GND
12	Ref. In
13&14	GND

Unit in mm
1mm = 0.0394 inches



Specifications

Parameter	Units	Min.	Typical	Max.
Operating Frequency Range	MHz	1700		1710
Output Power	dBm	+6.0	+8.0	+10.0
Step Size	KHz		200	
Settling Time	msec		10	30
Output Impedance	Ω		50	
Phase Noise @1kHz offset	dBc / Hz		-70	-65
Phase Noise @10kHz offset	dBc / Hz		-101	-96
Phase Noise @100kHz offset	dBc / Hz		-122	-117
Phase Noise @1MHz offset	dBc / Hz		-140	-135
2nd Harmonic Suppression	dBc		-32	-20
Sideband Spurious Suppression	dBc			-80
Reference (input frequency)	MHz	5		40
Reference (input level)	dBm	-5		+5
VCO Power Supply (Vcc) Voltage	Vdc		5	
VCO Power Supply (Vcc) Current	mA		27	35
PLL Power Supply (Vcp) Voltage	Vdc		5	
PLL Power Supply (Vcp) Current	mA		5	10
Operating Temperature Range	$^{\circ}\text{C}$	-40		+85