



### Features and Benefits

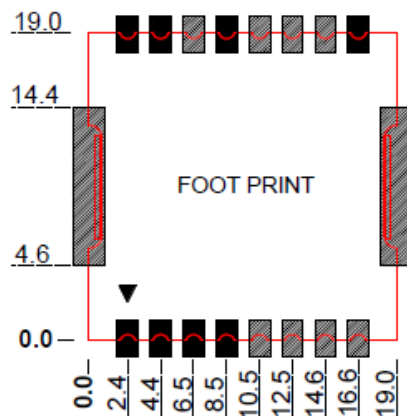
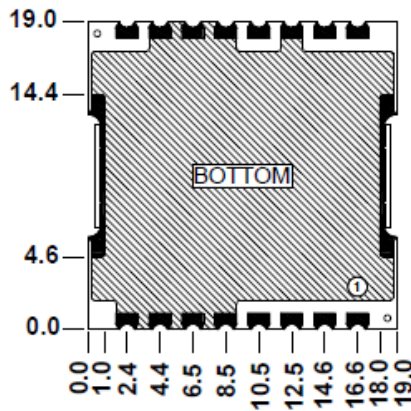
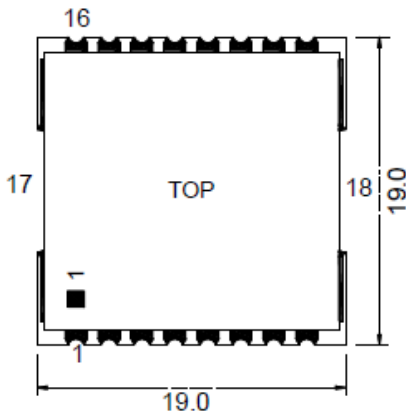
Frequency Range:1400-1550MHz  
Supply Voltage:5.0V  
Current: 25mA Max.  
3 wire serial integer PLL  
Output power: +2.0dBm Max.  
Phase noise: -98dBc/Hz@10KHz  
Operating temperature: -40°C--+85°C  
Size:19.0x19.0x5.8mm  
Package type: SMD

### Typical Applications

SATCOM radio link  
Point-to-Point radio  
Receiver  
MMDS  
Test Equipment  
WiMAX  
Radar

### Mechanical Drawing & Pin Connections

Drawing No: MD240072-1



Pin Connections:

Pin	Function
1	CLK
2	DATA
3	LE
4	Ref. IN
5-8	GND
9	VCC(VCO)
10-12	GND
13	RF Out
14	GND
15	Vcp(PLL)
16	Lock Detect
17&18	GND

Unit in mm  
1mm = 0.0394 inches



### Specifications

Parameter	Units	Min.	Typical	Max.
Operating Frequency Range	MHz	1400		1550
Output Power	dBm	-2.0	0.0	+2.0
Step Size	KHz		10	
Settling Time	msec		10	30
Output Impedance	$\Omega$		50	
Phase Noise @1kHz offset	dBc / Hz		-66	-61
Phase Noise @10kHz offset	dBc / Hz		-98	-93
Phase Noise @100kHz offset	dBc / Hz		-122	-117
Phase Noise @1MHz offset	dBc / Hz		-142	-137
2nd Harmonic Suppression	dBc		-28	-20
Sideband Spurious Suppression	dBc			-65
Reference (input frequency)	MHz	5		100
Reference (input level)	dBm	-5		+5
VCO Power Supply (Vcc) Voltage	Vdc		5	
VCO Power Supply (Vcc) Current	mA		18	25
PLL Power Supply (Vcp) Voltage	Vdc		5	
PLL Power Supply (Vcp) Current	mA		5	10
Operating Temperature Range	$^{\circ}\text{C}$	-40		+85