



Features and Benefits

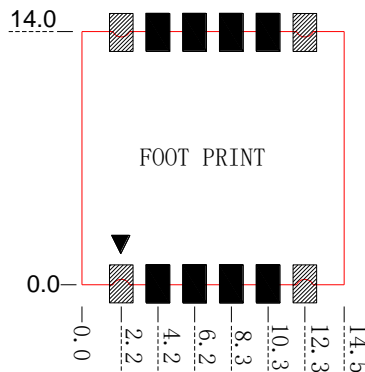
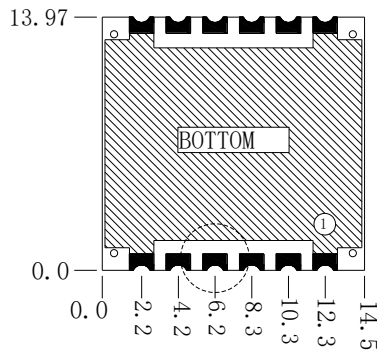
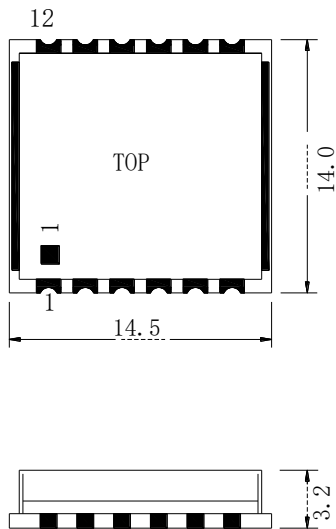
- Frequency Range:824-894MHz
- Supply Voltage:5.0V
- Current: 30mA Max.
- 3 wire serial integer PLL
- Output power: +2.0dBm Max.
- Phase noise: -106dBc/Hz@10KHz
- Operating temperature: -40°C--+85°C
- Size:14.5x14x3.2mm

Typical Applications

- Base station
- Cable TV
- Satellite Communications
- UHF radio link

Mechanical Drawing & Pin Connections

Drawing No: MD240061-1



Pin Connections:

Pin	Function
1	GND
2	CLK
3	Vcc(VCO)
4	Lock Detect
5	RF Out
6&7	GND
8	Ref. IN
9	Vcp(PLL)
10	DATA
11	LE
12	GND

Unit in mm
1mm = 0.0394 inches



Specifications

Parameter	Units	Min.	Typical	Max.
Operating Frequency Range	MHz	824		894
Output Power	dBm	-2.0	0	+2.0
Step Size	KHz		10	
Settling Time	msec		10	30
Output Impedance	Ω		50	
Phase Noise @1kHz offset	dBc / Hz		-78	-73
Phase Noise @10kHz offset	dBc / Hz		-106	-101
Phase Noise @100kHz offset	dBc / Hz		-125	-120
Phase Noise @1MHz offset	dBc / Hz		-145	-140
2nd Harmonic Suppression	dBc		-24	-15
Sideband Spurious Suppression	dBc			-75
Reference (input frequency)	MHz	5		100
Reference (input level)	dBm	-5		+5
VCO Power Supply (Vcc) Voltage	Vdc		5	
VCO Power Supply (Vcc) Current	mA		21	30
PLL Power Supply (Vcp) Voltage	Vdc		5	
PLL Power Supply (Vcp) Current	mA		5	10
Operating Temperature Range	°C	-40		+85