



Features and Benefits

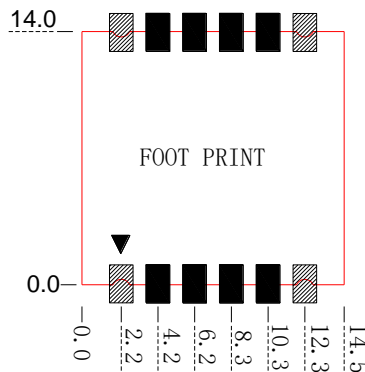
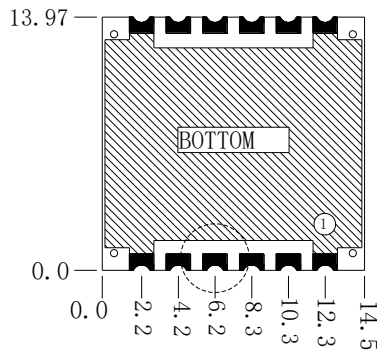
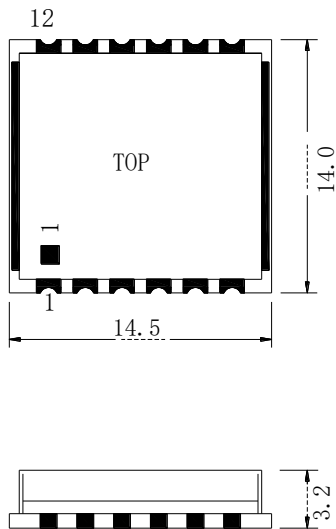
Frequency Range:1850-1910MHz
Supply Voltage:5.0V
Current: 25mA Max.
3 wire serial integer PLL
Output power: +2.0dBm Max.
Phase noise: -101dBc/Hz@10KHz
Operating temperature: -40°C--+85°C
Size:14.5x14x3.2mm

Typical Applications

Base station
Cable TV
Satellite Communications
UHF radio link

Mechanical Drawing & Pin Connections

Drawing No: MD240061-1



Pin Connections:

Pin	Function
1	GND
2	CLK
3	Vcc(VCO)
4	Lock Detect
5	RF Out
6&7	GND
8	Ref. IN
9	Vcp(PLL)
10	DATA
11	LE
12	GND

Unit in mm
1mm = 0.0394 inches



Specifications

Parameter	Units	Min.	Typical	Max.
Operating Frequency Range	MHz	1850		1910
Output Power	dBm	-2.0	0	+2.0
Step Size	KHz		50	
Settling Time	msec		10	30
Output Impedance	Ω		50	
Phase Noise @1kHz offset	dBc / Hz		-73	-61
Phase Noise @10kHz offset	dBc / Hz		-101	-95
Phase Noise @100kHz offset	dBc / Hz		-121	-115
Phase Noise @1MHz offset	dBc / Hz		-141	-136
2nd Harmonic Suppression	dBc		-30	-15
Sideband Spurious Suppression	dBc			-75
Reference (input frequency)	MHz	5		100
Reference (input level)	dBm	-5		+5
VCO Power Supply (Vcc) Voltage	Vdc		5	
VCO Power Supply (Vcc) Current	mA		18	25
PLL Power Supply (Vcp) Voltage	Vdc		5	
PLL Power Supply (Vcp) Current	mA		5	10
Operating Temperature Range	$^{\circ}\text{C}$	-40		+85