



Features and Benefits

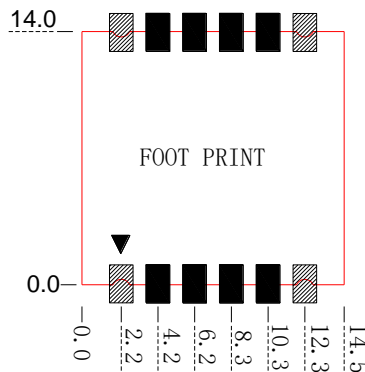
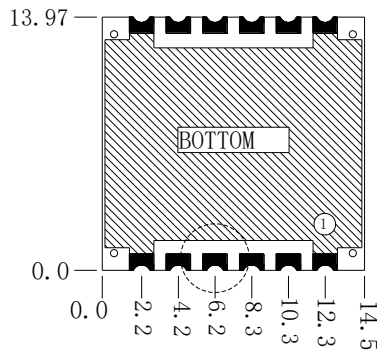
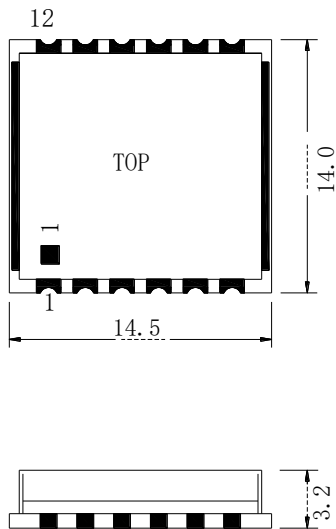
Frequency Range:1000.38-1010.38MHz
Supply Voltage:5.0V
Current: 30mA Max.
3 wire serial integer PLL
Output power: +2.0dBm Max.
Phase noise: -108dBc/Hz@10KHz
Operating temperature: -40°C--+85°C
Size:14.5x14x3.2mm

Typical Applications

Base station
Cable TV
Satellite Communications
UHF radio link

Mechanical Drawing & Pin Connections

Drawing No: MD240061-1



Pin Connections:

Pin	Function
1	GND
2	CLK
3	Vcc(VCO)
4	Lock Detect
5	RF Out
6&7	GND
8	Ref. IN
9	Vcp(PLL)
10	DATA
11	LE
12	GND

Unit in mm

1mm = 0.0394 inches



Specifications

Parameter	Units	Min.	Typical	Max.
Operating Frequency Range	MHz	1000.38		1010.38
Output Power	dBm	-2.0	0	+2.0
Step Size	KHz		12.5	
Settling Time	msec		10	30
Output Impedance	Ω		50	
Phase Noise @1kHz offset	dBc / Hz		-83	-78
Phase Noise @10kHz offset	dBc / Hz		-108	-103
Phase Noise @100kHz offset	dBc / Hz		-129	-124
Phase Noise @1MHz offset	dBc / Hz		-148	-143
2nd Harmonic Suppression	dBc		-19	-15
Sideband Spurious Suppression	dBc			-75
Reference (input frequency)	MHz	5		100
Reference (input level)	dBm	-5		+5
VCO Power Supply (Vcc) Voltage	Vdc		5	
VCO Power Supply (Vcc) Current	mA		20	30
PLL Power Supply (Vcp) Voltage	Vdc		5	
PLL Power Supply (Vcp) Current	mA		5	10
Operating Temperature Range	$^{\circ}\text{C}$	-40		+85